



بِسْمِ اللَّهِ الرَّحْمَنِ الرَّحِيمِ

In the name of Allah, the
most Gracious, the most
Merciful.

Lesson C *Personal information*

1 Numbers 0–10

 **A**  Listen and say the numbers.

0	1	2	3	4	5	6	7	8	9	10
zero	one	two	three	four	five	six	seven	eight	nine	ten

~~two~~

two ✓

B Listen. Then practice.

1 My passport number is 649-321-508.

2 My ID number is 259-62-1883.

3 My phone number is 216-555-7708. My e-mail address is dsmith6@cup.org.




Numbers and e-mail addresses

216-555-7708 = "two-one-six, five-five-five, seven-seven-oh (zero)-eight"
 dsmith6@cup.org = "d-smith-six-at-c-u-p-dot-org"

2 Building language

A Listen. What is Victor's telephone number?
 Practice the conversation.

Receptionist Hi! Are you a member?
Victor No, I'm just here for the day.
Receptionist OK. So, what's your name, please?
Victor Victor Lopez.
Receptionist And what's your phone number?
Victor It's 646-555-3048.
Receptionist And your e-mail address?
Victor Um . . . it's vlopez6@cup.org.
Receptionist OK. So it's \$10 for today. Here's your pass.
Victor Thanks.








Figure it out → **B** Can you complete these questions and answers?
Then practice with a partner.


① A _____ your name?
B Joe Garrett.

② A What's _____ ?
B It's jgarrett@cup.org.

③ A _____ ?
B _____ 646-555-4628.



① A What's your name?
B Joe Garrett.



- 2 A What's your e-mail address ?
B It's jgarrett@cup.org.

- 3 A What's your phone number ?
B It's 646-555-4628.


3 Grammar What's . . . ?; It's . . .

What's your name?	My name's Victor Lopez.
What's your e-mail address?	It's vlopez6@cup.org.
What's your phone number?	It's 646-555-3048.

What's = What is name's = name is It's = It is

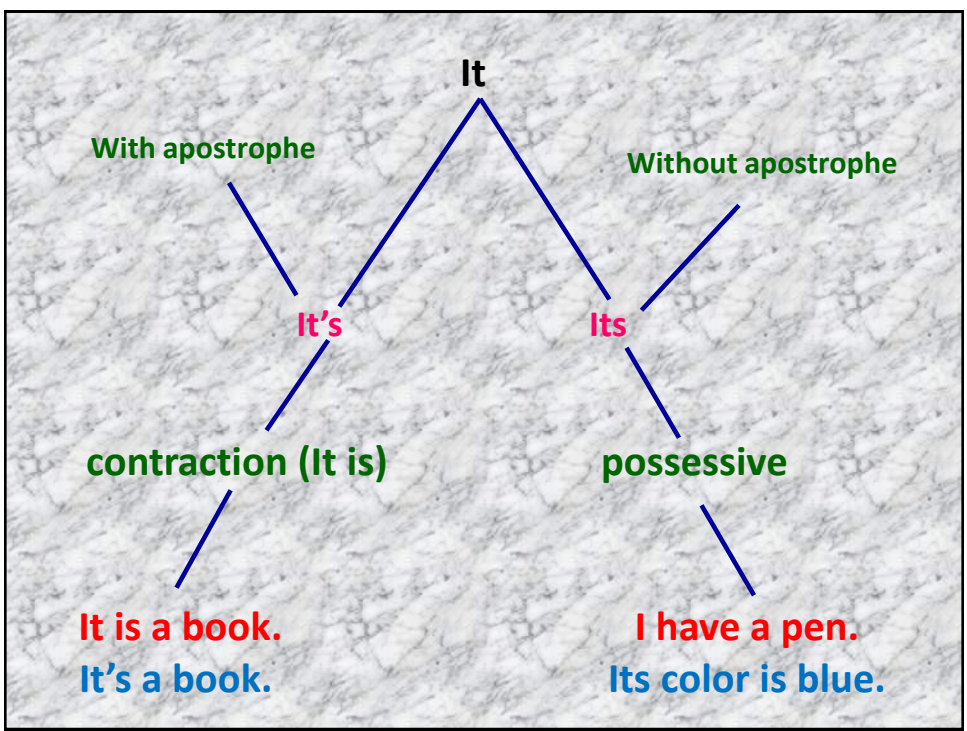
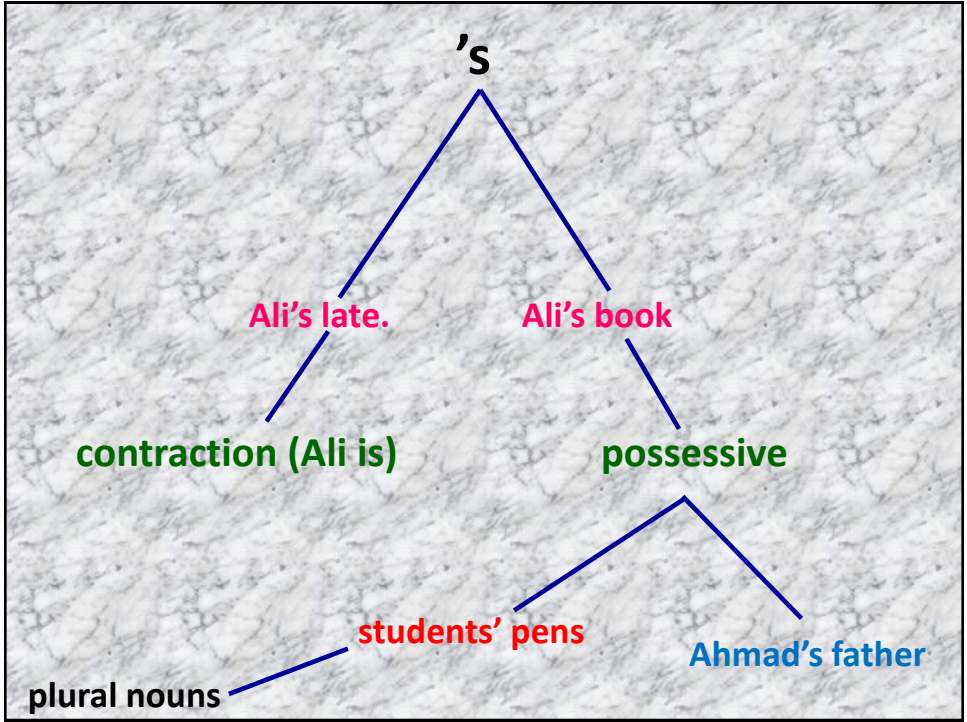
In conversation . . .

Phone is 6 times more common than **telephone**.



phone

telephone



A Match the questions and answers. Then practice.



- | | |
|---|---------------------------|
| 1. What's your teacher's name? <u> b </u> | a. Rachel. |
| 2. What's your first name? <u> a </u> | b. It's Ms. Gardino. |
| 3. What's your e-mail address? <u> d </u> | c. My last name? Yoshida. |
| 4. What's your phone number? <u> e </u> | d. It's yoyo3@cup.org. |
| 5. What's your last name? <u> c </u> | e. 646-555-3907. |

**About
you**

B Pair work Ask and answer three questions with *What's*. Give your own answers.

"What's your teacher's name?" "It's Mr. Williams."

4 Listening and speaking Memberships

A  Listen to the conversations. Complete the application forms. 

1

Park Lake
LIBRARY *Card Application*

First name	Jackie
Middle initial	L
Last name	Greene
Phone number	607-555-3904
E-mail address	jlg8724@cup.org
Library card number	PL34008

2

TENNIS WORLD MEMBERSHIP APPLICATION

First name	Jon
Middle initial	T
Last name	Newman
Phone number	319-555-2864
E-mail address	JTHOMASN@cup.org
Member ID	7243807

About you → **B Pair work** Now complete this form for a partner. Ask questions.

ENGLISH CLUB APPLICATION

First name	_____
Middle initial	_____
Last name	_____
Phone number	_____
E-mail address	_____

A *What's your first name?*
B *Silvia.*
A *How do you spell it? . . .*

Lesson **C** *Personal information*

1 *What's the number?*

Vocabulary **A** Write the numbers.

0	1	2	3	4	5
<u>zero</u>	<u>one</u>	<u>two</u>	<u>three</u>	<u>four</u>	<u>five</u>
	6	7	8	9	10
	<u>six</u>	<u>seven</u>	<u>eight</u>	<u>nine</u>	<u>ten</u>

B Complete the crossword puzzle.

				^{1.} s	i	x			^{2.} o		
				e			^{3.} t	e	n		
		^{4.} f	i	v	e		h		e		
^{5.} t	w	o		e			r				
		u		^{6.} n	i	n	e				
^{7.} z	e	r	o				^{8.} e	i	g	h	t

Across

- two × three = six
- two + eight = _____
- ten ÷ two = _____
- six - four = _____
- three + six = _____
- five × zero = _____
- six + two = _____

Down

- ten - three = _____
- eight - seven = _____
- eight - five = _____
- two × two = _____

2 What's the word?

Vocabulary

The letters spell a word. Write each letter in the correct box below to see the word.

1. C 3. H 5. N 7. E 9. U
2. O 4. O 6. T 8. S 10. T

ten	four	nine	one	three	eight	six	two	five	seven
T	O	U	C	H	S	T	O	N	E

3 Here's your membership card.

Unit 1 All about you

Grammar Look at Mark's student ID card. Write his answers in the conversation.

Lee Hello. Are you a member of the club?

Mark No, I'm not.

Lee OK. Well, here's an application form.

So, what's your last name?

Mark It's Brokaw. *or* Brokaw.

or My last name's Brokaw.

Lee Thank you. And your first name?

Mark It's Mark.

Lee What's your middle initial, please?

Mark My middle initial is A.

Lee And what's your e-mail address?

Mark It's mab@cup.org.

Lee Your phone number?

Mark 740-555-2968

Lee Are you an English student?

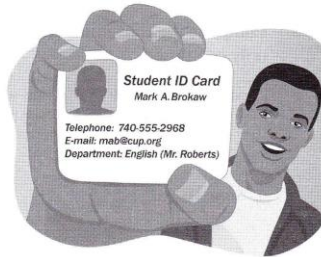
Mark Yes, I am.

Lee What's your teacher's name?

Mark His name is Mr. Roberts.

Lee Thank you. Here's your membership card.

Have a nice day.



4 About you

Grammar
and
vocabulary

Write questions with *What's* and the words given. Then answer the questions with your own information.

1. A What's your name _____ ?
(your name)

B _____ .

2. A What's your telephone number?
(your telephone number)


B _____ .

3. A What's your e-mail address _____ ?
(your e-mail address)

B _____ .

4. A What's your English teacher's name _____ ?
(your English teacher's name)

B _____ .



Lesson D

Are you here for the lecture?

1 Conversation strategy How about you?

A Can you complete the conversation with the questions in the box?


Are you a new student?

How about you?

B Yes, I am. **How about you?**

Are you a new student?

A Yes, me too.

 **Now listen. Are Chandra and Carmen friends?**

Chandra ***It's a beautiful day.***

Carmen ***Yeah, it is.***

Chandra ***Are you here for the lecture?***

Carmen ***Yeah, I am. How about you?***

Chandra ***Yeah, me too. So, are you a student here?***

Carmen ***Yeah. How about you?***

Chandra ***No, I'm here on vacation.***

Carmen ***Nice. By the way, I'm Carmen.***

Chandra ***Hi, Carmen. I'm Chandra.***

Notice how Carmen uses *How about you?* to ask the same questions as Chandra.

"Are you here for the lecture?"

"Yeah, I am. How about you?"

B Complete the conversations below. Then practice with a partner.

① A Are you new here?
 B Yes, I am. **How about you?** _____ ?
 A Yes, me too.

② A Hello. Are you here on vacation?
 B Yes, I am. **How about you?** _____ ?
 A No, I'm here on business.

Unit 1 All about you

2 Strategy plus *Everyday expressions*

Some everyday expressions are more formal.

How are you?



More formal	Less formal
Yes.	Yeah.
Thank you.	Thanks.
Hello.	Hi.
How are you?	How are you doing?
I'm fine.	OK. / Pretty good. / Good.
Good-bye.	Bye. / See you. / See you later.

How are you doing?



In conversation . . .

Yeah is 10 times more common than **yes**.


Yeah.


Yes.

In conversation . . .


Yeah is 10 times more common than **yes**.



A Complete these conversations with expressions from the box above.
Compare with a partner.

1

Kathy Hi, sorry I'm late.
How are you doing ?
Jenny Pretty good. How are you?
Kathy **Good**.




Later . . .

Kathy Bye. See you.
Jenny **See you later**.

2

Ali Good morning, Mr. Swan.
How are you? ?
Mr. Swan **I'm fine**. How are you?
Ali I'm fine, **thank you**



Later . . .

Ali Good-bye, Mr. Swan.
Mr. Swan **Good Bye**.

B Pair work Practice the conversations.

Learning tip *Learning expressions*

Write new expressions with their responses, like this:

See you later.

Bye. See you.

Write a response for each expression.

1. Hello. **Hi.**
2. Good morning. **Good morning.**
3. Hi. I'm Helen. **I'm Ali. / Nice to meet you.**
4. How are you? **I'm fine, thanks.**
5. Have a nice day. **Thanks. You too.**
6. See you tomorrow. **See you.**
7. Have a good evening. **Bye. / You too.**
8. Good night. **Good night.**

On your own
 Before your next class, say hello and good-bye (in English!) to three people.

Lesson D *Are you here for the lecture?*

1 Good evening.

Conversation strategies Complete the conversations with the expressions in the box. Use each expression only one time.

Good evening.	✓ Hi	How about you?	How are you doing?	Thank you.	Yes
Pretty good.	Hello.	Nice to meet you.	Good-bye.	thanks	Yeah

1. *Sam* Hi, Ali.
Ali Hi, Sam. **How are you doing?**
Sam Good, thanks. How about you?
Ali **Pretty good**.
Sam Am I late?
Ali **Yeah**, you are, but it's OK.
Sam Good. By the way, here's your book.
Ali Oh, **thanks**.


2. *Joe* Good evening.

Clerk **Good evening**. What's your name, please?

Joe Joe Johnson.

Clerk Oh, yes. Mr. Johnson. Your room number is 10A. Here's your key.

Joe **Thank you** .



3. *Sally* Hello. My name's Sally.

Kate **Hello** . I'm Kate. **Nice to meet you** .
Are you here on business?

Sally **Yes** , I am. **How about you** ?

Kate No, I'm on vacation with my family.

Sally Nice. Oh, here's a taxi. **Good-bye** .

Kate Bye.



2 How are you doing?

Conversation strategies

A Rewrite the conversation. Use less formal expressions for the underlined words.

A Hello. How are you?

A Hi. How are you doing?

B I'm fine, thank you. How are you?

B **Good, thanks.**

A I'm fine. Are you a student here?

A **Fine.**

B Yes, I am. How about you?

B **Yeah.**

A Yes, me too.

A **Yeah.**

B What's the e-mail address here?

A It's Goodschool@cup.org.

B **Thanks. Bye.**

B Thank you. Good-bye.

A **Bye. / See you.**

A Good-bye.

B Number the lines of the conversation in the correct order. Then write the conversation.

2 Hi.

A Hello.

7 Yeah, me too.

B **Hi.**

4 OK.

A **How are you doing?**

5 Are you here for the lecture?

B **OK.**

3 How are you doing?


A **Are you here for the lecture?**

1 Hello.

B **Yeah, I am. How about you?**


6 Yeah, I am. How about you?


A **Yeah, me too.**


Vocabulary notebook Meetings and greetings 


Hi or Hello?

People say **Hi** and **Bye** more than **Hello** and **Good-bye**.

 **Hi.**

 **Hello.**

 **Bye.**

 **Good-bye.**

Myself

My name is Abdullah. I am 19 years old. I am a medicine student in King Khalid University. I am from Abha. I am single, and I live with my family in Al-Mansak area. We have a big house. I have many friends, and we meet on the weekends. I am very smart, friendly and outgoing. Everybody likes me. I like to play football and tennis. My favorite team is Chelsea. I have a nice car. I like to eat Arabic, Indian and Chinese food. I am studying English this semester. My native language is Arabic, but I can speak a little English. I want to be a good doctor in future. I have a happy life, and I thank Allah for this blessing.

Unit 1 Progress chart

Mark the boxes below to rate your progress.

= I know how to . . . = I need to review how to . . .

To review, go back to these pages in the Student's Book.

Grammar	<input type="checkbox"/> make statements with <i>I'm (not), you're (not), and we're (not)</i> <input type="checkbox"/> ask questions with <i>Are you . . . ?</i> <input type="checkbox"/> ask questions with <i>What's . . . ?</i> <input type="checkbox"/> give answers with <i>It's . . .</i>	2, 4, and 5 5 4, 6, and 7 6 and 7
Vocabulary	<input type="checkbox"/> say hello and good-bye in at least 4 different ways <input type="checkbox"/> talk about names in English <input type="checkbox"/> say numbers 0–10	1, 2, and 3 2 and 4 6
Conversation strategies	<input type="checkbox"/> use <i>How about you?</i> <input type="checkbox"/> use everyday expressions in more formal and less formal situations	8 9

